



Getting your vehicle ready for summer while temperatures are still cold is a proactive approach to preventive maintenance that helps ensure safety, reliability and fewer unexpected repairs when severe summer weathers strikes.

Whether you do it yourself or take your car to a professional service technician, the non-profit Car Care Council recommends 10 basic maintenance procedures during Spring Car Care Month in April to keep your vehicle operating at its best.

Spring Care Vehicle Maintenance Check these 10 items

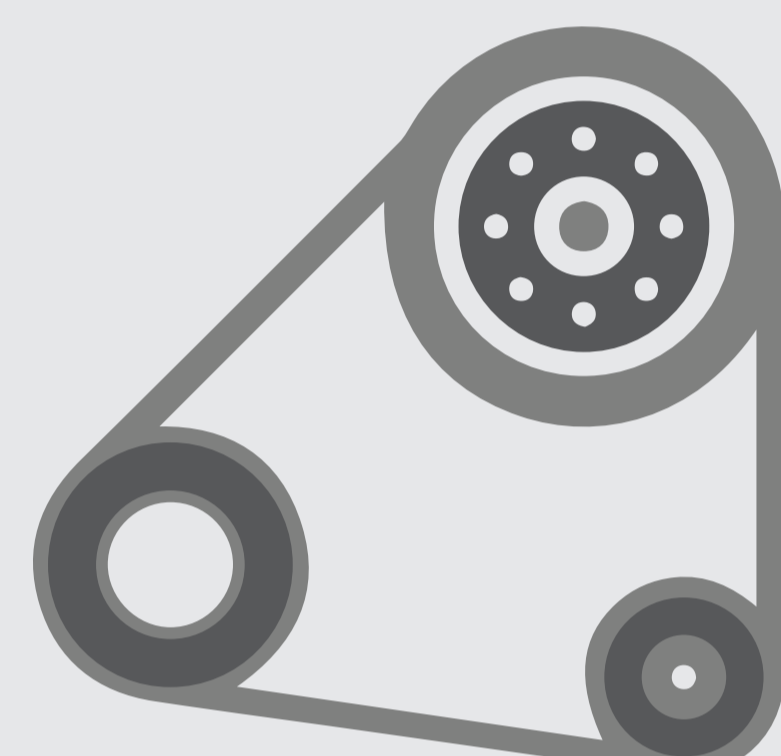
1 Check All Fluids

Including engine oil, power steering, brake and transmission as well as windshield washer and antifreeze/coolant.




2 Check Hoses & Belts

Make sure they are not cracked, brittle, frayed, loose or showing signs of excessive wear.



3 Check Battery

Make sure the connection is clean, tight and corrosion-free. Replace, if necessary. *Mighty Auto Parts recommends having the battery tested before the hot summer months.*




4 Check Brake System

Inspect the brake linings, rotors and drums at each oil change.




5 Check Exhaust System

Inspect for leaks, damage and broken supports or hangers if there is an unusual noise. *Exhaust leaks can be dangerous and must be corrected without delay.*



6 Check All Fluids


Including engine oil, power steering, brake and transmission as well as windshield washer and antifreeze/coolant.



7 Check HVAC System

Proper heating and cooling performance is critical for interior comfort and safety reasons, such as defrosting.

Replacing your dirty cabin air filter helps prevent dust, soot and air born pollen from entering your car through your A/C and heat vents.




8 Check Steering & Suspension System

Including shock absorbers, struts and chassis parts such as ball joints, tie rod ends and other related components.



9 Check Tires

Check tire pressure, and tire tread for uneven or excessive wear caused by misalignment. Also check for punctures from foreign objects.



10 Check Wipers & Lighting

Replace worn wiper blades and check that all interior and exterior lighting is working properly.



Source: Car Care Council

